


AI-POWERED CV CREATION

Mini Guide to using AI for CV writing



Sean McLoughlin - A Smart CV

Using AI to Write and Review Your CV: A Practical Mini Guide

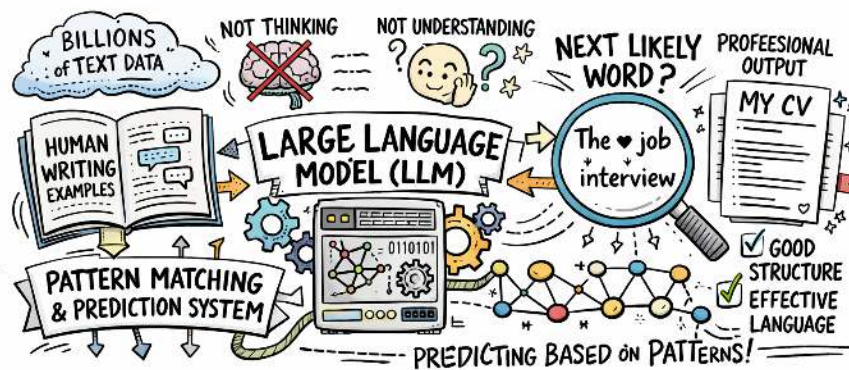
Introduction: Your AI-Powered CV Assistant

Hello! Whether you're crafting your first CV or updating one you've had for years, AI tools like ChatGPT, Claude, or Gemini can be incredibly helpful companions in the process. But before we dive into how to use them, let's quickly demystify what AI actually is – because understanding this will help you use it more effectively.

What AI Actually Is (and Isn't)

When we talk about AI tools for writing, we're referring to **Large Language Models** (LLM's). Despite the name "Artificial Intelligence," these aren't thinking machines with genuine understanding or intelligence. Instead, they're highly sophisticated prediction systems.

Think of it this way: these tools have analysed billions of examples of human writing and learned patterns about how words and phrases typically follow one another. When you ask an AI to help with your CV, it's predicting what words and structures would most likely create effective professional writing based on those patterns.



Mini Guide to using AI for CV writing

What this means in practice:

- **AI suggests, it doesn't know** – When AI offers you phrasing for your achievements, it's predicting what sounds professional and compelling, not verifying that your claims are true or even sensible for your specific situation.
- **AI patterns, it doesn't think** – The tool recognises that achievement-focused language tends to appear in strong CV's, so it'll suggest that style. But it can't actually judge whether that style suits your particular role or industry.
- **AI generates, it doesn't remember** – These tools don't have memory of conversations (unless you're in the same chat session), and they certainly don't know you, your career, or what makes you unique.
- **AI can be confidently wrong** – Because it's predicting likely text rather than accessing factual databases, AI can generate information that sounds completely plausible but is actually inaccurate. It might suggest a percentage increase that sounds reasonable but isn't based on your actual data, or use industry terminology slightly incorrectly.

Why Understanding This Matters for Your CV

Once you understand that AI is a prediction tool rather than an intelligence, you'll naturally use it more effectively:

- You'll recognise that you're the expert on your own experience – AI is just helping you articulate it
- You'll fact-check everything rather than assuming AI "knows" what's correct
- You'll understand why AI suggestions sometimes feel generic – it's drawing on common patterns
- You'll realise that your authentic voice and specific details are what make your CV stand out, not AI's predictions
- You'll approach AI as a writing assistant, not an oracle

Mini Guide to using AI for CV writing

AI is brilliant at certain tasks: improving phrasing, suggesting structure, identifying gaps, and offering alternative ways to present information. But it's not a replacement for your authentic voice, genuine experience, or personal judgement about what matters in your career story.

Your Role in the Partnership

Think of working with AI like this:

You provide:

- The authentic substance (your real experiences and achievements)
- The context (what matters in your industry and role)
- The judgement (what's appropriate and accurate)
- The personality (your unique voice and perspective)

AI provides:

- Suggestions for clearer phrasing
- Alternative ways to structure information
- Ideas for emphasising achievements
- Grammar and style improvements
- Fresh perspectives on presenting your experience

The best CV's using AI are those where you remain firmly in control, using AI as a collaborative tool to help articulate your genuine value more effectively. The worst are those where someone has simply accepted AI's suggestions wholesale without applying critical thinking or personal knowledge.

A Quick Reality Check

If you're thinking "this sounds a bit complicated" – don't worry. Using AI for your CV doesn't require understanding the technical details of how these systems work. What matters is keeping this simple principle in mind:

Mini Guide to using AI for CV writing

AI is excellent at helping you express what you already know, but terrible at deciding what you should say.

With that understanding, let's explore how to use these tools practically and effectively...

Before You Start: What AI Can (and Can't) Do

AI is brilliant at:

- Improving your phrasing and grammar
- Transforming job responsibilities into achievement-focused statements
- Suggesting keywords from job descriptions
- Identifying gaps or inconsistencies in your CV
- Offering fresh perspectives on how to present your experience
- Helping you articulate achievements you might have overlooked
- Spotting patterns in what makes professional writing effective

AI's limitations:

- It can't verify facts about your experience (it's predicting likely text, not checking databases)
- It doesn't actually know your industry's specific nuances (it's pattern-matching based on general examples)
- It will confidently suggest things that sound right but might be wrong or inappropriate
- It can't make judgements about what's most relevant to your career goals
- It doesn't understand the full context of your professional journey or what makes you unique
- It might generate impressive-sounding content that doesn't reflect your actual achievements

The key is to use AI as a collaborative tool – you provide the authentic substance and critical thinking, and AI helps you present it more effectively.

Step 1: Gathering Your Information

Before you even open an AI tool, do this groundwork:

Mini Guide to using AI for CV writing

Create a master document with:

- Every role you've held (with dates and company names)
- Your key responsibilities in each position
- Specific achievements and projects (even if you think they're minor)
- Any quantifiable results (percentages, amounts saved, time reduced, etc.)
- Skills you've developed and used
- Qualifications, certifications, and training
- Any gaps in employment and how you spent that time

This becomes your "source material" that you'll use with AI. Remember: garbage in, garbage out. The more specific and accurate information you provide, the better AI can help you articulate it effectively.

Step 2: Using AI to Draft Your Professional Summary

Your professional summary (or personal statement) sits at the top of your CV and sets the tone for everything that follows.

Effective prompt for AI:

I'm a [your profession] with [X years] experience in [your industry/sector]. My key strengths are [list 2-3 genuine strengths]. I'm looking to apply for roles in [target area]. Based on this information, could you help me draft a compelling professional summary of about 3-4 lines that:

- Captures my professional identity
- Highlights my core expertise
- Avoids generic phrases like "dynamic team player"
- Uses a confident but authentic tone and language, spelling and grammar appropriate for UK employers

Mini Guide to using AI for CV writing

What to do with the output:

- Read it aloud – does it sound like something you'd actually say?
- Check if it captures what makes you genuinely valuable
- Adjust any language that feels too corporate or impersonal
- Ensure it's honest and doesn't oversell your experience
- Remember: AI has predicted what sounds professional, but only you know if it's accurate

Step 3: Transforming Responsibilities into Achievements

This is where AI truly shines. Most people write CV bullets that describe what they *did*; employers want to know what you *achieved*.

For each role, use this prompt:

I worked as a [job title] at [company]. My main responsibilities included: [List your actual responsibilities]

Some specific projects or situations I handled: [Brief examples of notable work]

Could you help me rewrite these as 4-5 achievement-focused bullet points that:

- Start with strong action verbs
- Include quantifiable results where possible
- Show impact rather than just activity
- Are appropriate for a UK audience
- Avoid exaggeration



Mini Guide to using AI for CV writing

Important: Review carefully

- AI might suggest impressive-sounding metrics that aren't accurate – it's predicting what would sound good, not what actually happened
- Adjust any numbers or percentages to reflect reality
- If you can't confidently discuss something in an interview, remove it
- Add specifics that only you would know
- Check that the tone and language feel authentic to your actual role

Example transformation:

Original (responsibility-focused): "Managed the customer service team and handled escalated complaints"

AI-assisted (achievement-focused): "Led team of 6 customer service representatives, implementing new response protocols that reduced complaint resolution time by 35% and improved customer satisfaction scores from 78% to 91%"

Your reality check: Did you actually track these metrics? Were the improvements really this significant? Was it 6 people or 5? AI has predicted compelling phrasing, but you need to verify it reflects what actually happened.

Step 4: Reviewing and Improving Your Existing CV

If you already have a CV, AI can provide a fresh perspective on how to strengthen it.

Mini Guide to using AI for CV writing

Comprehensive review prompt:

I'm attaching my current CV for review. Could you:

1. Identify any areas where the language could be stronger or clearer
2. Highlight any sections that seem too generic or vague
3. Suggest where I might add more specific achievements or metrics
4. Check for consistency in formatting and style
5. Point out any potential red flags (unexplained gaps, unclear dates, etc.)
6. Ensure the tone, grammar and spelling is appropriate for UK employers

Please be constructive but honest in your feedback.

Act on the feedback selectively:

- Not every suggestion will be right for you
- AI is predicting what typically works, but your situation might be different
- Focus on feedback that genuinely improves clarity and impact
- Ignore suggestions that make you uncomfortable or feel inauthentic
- Use it as a prompt for your own thinking about improvements
- Cross-reference suggestions with what you know about your industry

Step 5: Tailoring for Specific Job Applications

One of AI's most valuable uses is helping you customise your CV for different roles.

Job-specific tailoring prompt:

Here's a job description for a role I'm applying for: [Paste the job description] And here are the key points from my work history: [Your relevant experience and achievements] Could you suggest:

1. Which aspects of my experience I should emphasise most
2. Keywords from the job description I should incorporate naturally
3. How to reframe any of my experience to better match their requirements
4. Whether there are any obvious gaps I should address

Mini Guide to using AI for CV writing

Critical reminder about tailoring:

- AI is predicting what would create a strong match, but only you know if the connections are genuine
- You're highlighting different aspects of your genuine experience, not inventing new ones
- The goal is to help employers see the relevance of what you've actually done
- Never add skills or achievements you don't possess
- If you're uncomfortable explaining something in an interview, don't include it

Step 6: Final Polish and Grammar Check

Even experienced writers benefit from a thorough grammar and style review.

Polish prompt:

Could you review this CV section for:

- Grammar and spelling errors
- Consistency in tense (past tense for previous roles, present for current)
- Appropriate use of British English spelling and conventions
- Clarity and readability
- Professional tone that's confident but not arrogant

[Paste your CV section]

Common AI Pitfalls to Avoid

1. Treating AI predictions as facts Just because AI suggests something confidently doesn't mean it's accurate or appropriate for your situation. Always apply your own knowledge and judgement.

2. Over-reliance on AI suggestions If your CV reads like it could belong to anyone in your field, you've probably let AI do too much. Your CV should sound like you, with your specific experiences and achievements.

Mini Guide to using AI for CV writing

3. Accepting exaggerations AI might suggest impressive achievements that sound good but aren't quite accurate. It's predicting what would be compelling, not what's true. Always verify and adjust to reflect reality.

4. Losing your voice If all the language feels too formal or corporate, bring back some of your natural communication style. AI predicts professional patterns, but authenticity matters more.

5. Ignoring industry nuances AI's predictions are based on general patterns, not your specific sector's conventions. Run significant changes past someone in your field.

6. Not fact-checking Always verify dates, company names, job titles, and specific details. AI can make mistakes or suggest things that sound right but aren't.

7. Forgetting you're the expert You know your career, your achievements, and your industry better than any AI tool. Trust your judgement when AI suggestions don't feel right.

Advanced Prompts for Specific Situations

For career changers:

I'm transitioning from [previous industry] to [new industry]. Here's my experience: [brief summary]. How can I reframe my achievements to emphasise transferable skills relevant to [target industry]? Please help me identify which aspects of my experience would be most valuable to highlight without overstating my familiarity with the new sector.

For employment gaps:

I have a gap in my employment from [date] to [date] because [brief reason]. During this time, I [what you did – courses, volunteering, caring responsibilities, etc.] Could you suggest how to address this gap on my CV in a way that's honest, concise, and positions it appropriately without drawing unnecessary attention?

Mini Guide to using AI for CV writing

For recent graduates:

I recently graduated with a degree in [subject] from [university]. My work experience is limited to [summer jobs/internships/placements]. How can I present my academic projects, dissertation work, and limited work experience in a way that demonstrates value to employers? Please help me identify transferable skills from my university experience.

Your Personal AI CV Writing Checklist

Before finalising your CV, ask yourself:

- Have I provided AI with accurate, complete information?
- Have I fact-checked everything AI suggested?
- Does the final CV sound like me, not a generic professional?
- Can I confidently discuss everything on my CV in an interview?
- Have I verified all dates, companies, job titles, and facts?
- Are my achievements realistic, honest, and accurately represented?
- Does the CV highlight what makes me specifically valuable, not just generic strengths?
- Have I customised it appropriately for my target role?
- Is it clear, well-formatted, and free of errors?
- Have I applied my own industry knowledge to AI's suggestions?

When to Get Human Help

AI is powerful, but sometimes you need a real person's perspective:

- When making significant career changes
- If you're struggling to articulate your unique value
- When feedback on your CV suggests deeper issues
- If you're consistently not getting interviews despite strong qualifications
- When you need industry-specific guidance
- If English isn't your first language and you want to ensure natural phrasing
- When AI suggestions consistently feel off-target for your field

Final Thoughts: AI as Your Supportive Companion

Think of AI as a knowledgeable colleague who's helping you review and improve your work – but remember that it's predicting helpful responses based on patterns, not actually understanding your unique situation.

It's there to support you, offer suggestions based on what typically works, and help you present your genuine experience more effectively – but the authentic substance, the critical thinking, and the final decisions must come from you.

The best CVs using AI assistance are those where you can't tell AI was involved at all. They sound natural, honest, and uniquely yours whilst benefiting from the clarity and polish that AI can provide. The worst are those where someone has simply copied and pasted AI suggestions without applying their own knowledge, judgement, and authentic voice.

Mini Guide to using AI for CV writing

Here's the balance to strike:

Use AI's pattern-matching abilities to:

- Improve how you articulate what you've done
- Identify stronger ways to structure your experience
- Spot inconsistencies or unclear phrasing
- Suggest alternative approaches you hadn't considered

But always apply your own:

- Knowledge of what actually happened in your career
- Understanding of your industry and role
- Judgement about what's appropriate and relevant
- Authentic voice and personality
- Critical thinking about whether suggestions make sense


Remember: you're not creating a fictional version of yourself; you're ensuring the real you – with your genuine achievements and experience – is presented in the most compelling way possible. AI helps with the presentation; you provide the substance.

Need more structured help with CV writing?

This is where A Smart CV comes in. Rather than repeatedly prompting AI for each application, our platform stores your complete career history and automatically generates tailored CV's specific to each role you apply for – saving you hours whilst ensuring your authentic experience shines through. We've built in the expertise about what works, so you don't need to become an AI prompting expert. [Learn more at www.asmartcv.com]

This guide was created to support job seekers in using AI responsibly and effectively. For more career resources and guidance, visit our website or follow us on LinkedIn.

Guide to using AI for CV writing



Unlock the power of AI to transform your CV writing process with practical strategies that blend your unique voice and experiences with AI's predictive capabilities. This guide reveals how to effectively collaborate with tools like ChatGPT, Claude, and Gemini to articulate your genuine value while avoiding common pitfalls. Gain insights on tailoring your CV for specific roles, enhancing clarity, and presenting your achievements compellingly, ensuring you stand out in a competitive job market.

